

Electricity source

The graph on the left shows the different types of energy sources used to produce electricity in Vanuatu during the month of October 2019. The main energy source was diesel combustion that contributed 73.7 % of total electricity produced. The windmills generated 11.7% of electricity while the hydro (in Santo), the solar panels and copra oil contributed 9.2%, 4.6% and 0.8% respectively.

Electricity generation by area

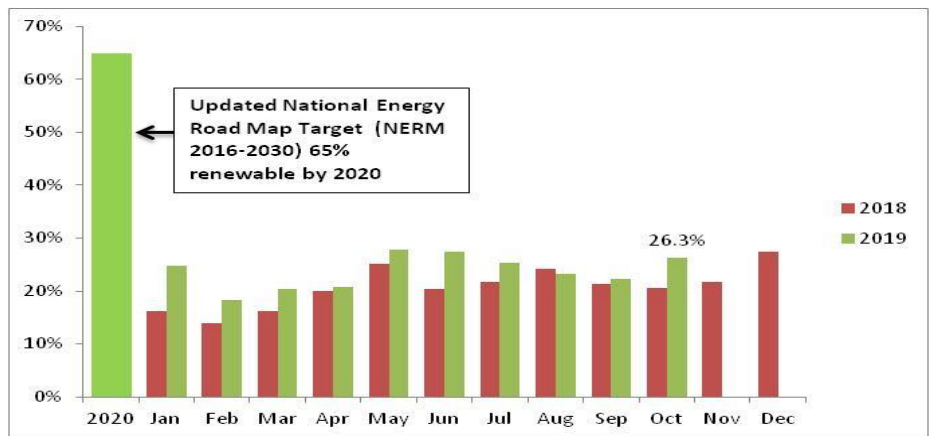
The top part of the table on the right shows the total energy production from all available energy sources and the total quantity of diesel used to generate electricity in each concession areas in October 2019. The bottom part of the table reveals the respective contribution in % of the available energy generation sources in each concession area.

Oct-19	Port Vila	Luganville*	Malekula	Tanna
Total kWh Produced	5,563,494	1,035,374	96,039	124,452
Litres of diesel used	1,263,638	118,626	45,595	34,270
Diesel %	79.28%	38.83%	96.93%	96.70%
Copra oil %	0.99%	0.00%	0.00%	0.00%
Hydro %	0.00%	60.66%	0.00%	0.00%
Wind %	14.32%	0.00%	0.00%	0.00%
Solar %	5.41%	0.51%	3.07%	3.30%

*Luganville monthly data as of Feb-17 includes Port Olry micro-grid operations.

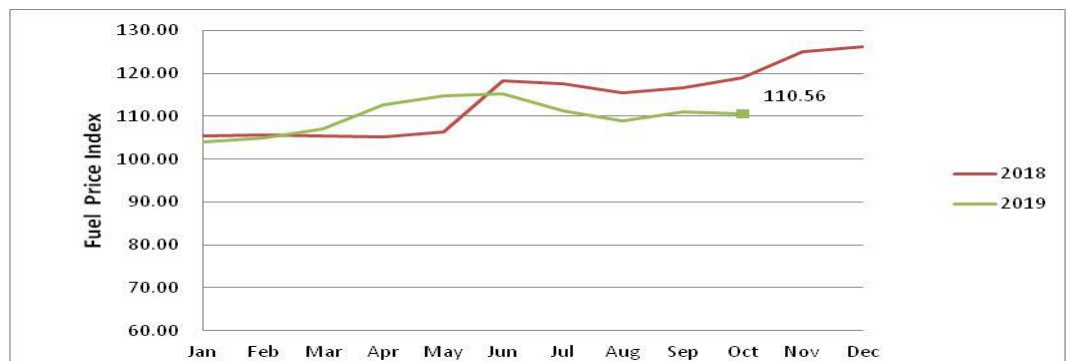
Renewable Energy Generation

The graph on the right presents the % portion of electricity generated from renewable energy sources¹ during the month in Vanuatu. The 2018 renewable contributions can be compared with the year-to-date (YTD) 2019. Furthermore, it provides an overview on where 'Vanuatu renewable electricity generation' stands in comparison to the NERM² target.



Fuel cost index

Graph on the right discloses the fuel price index. It is not showing the price per liter of diesel but the evolution or movement of fuel price for 2018 and 2019. The index started with 100pt base in January 2016.



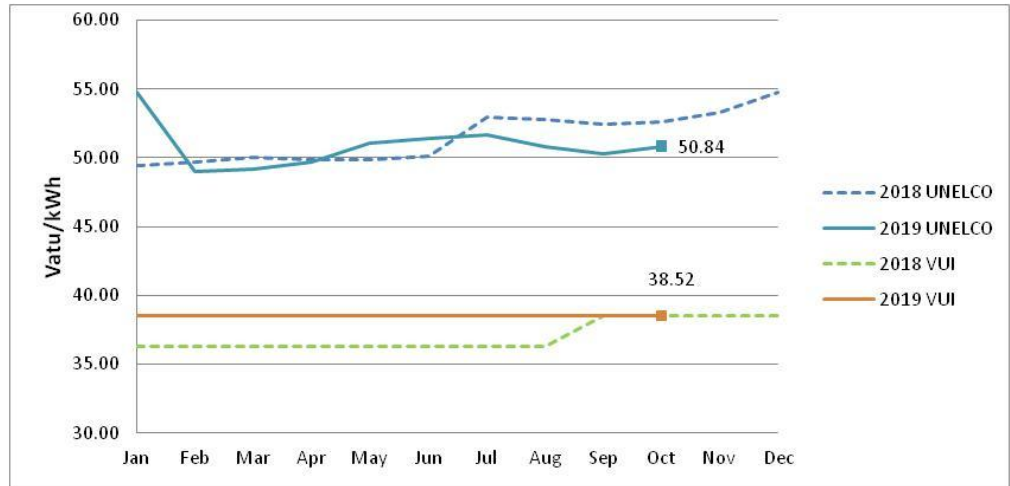
¹ Renewable sources include copra oil, hydro, solar and wind.

² Update National Energy Road Map 2016 – 2030. The target by 2020 is 65% generation from renewable energy sources.

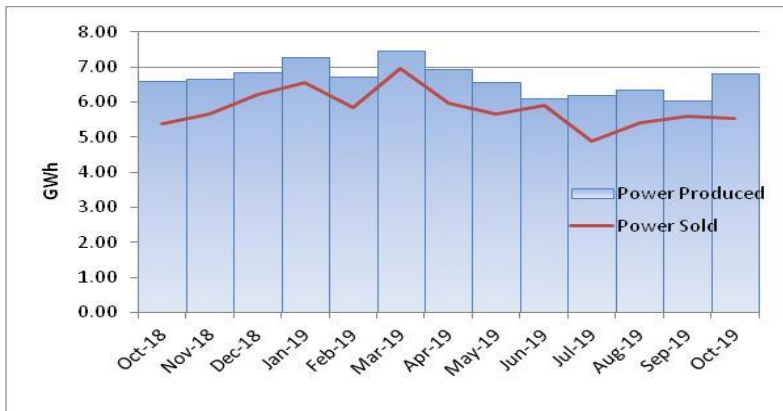
Electricity Price

UNELCO³ tariff for the month of October 2019 is 50.84 Vatu/kWh. VUI's⁴ applicable tariff of October 2019 is 38.52 Vatu/kWh.

UNELCO's actual operational parameters for a reporting month are typically utilized to compute electricity tariff for the following month, for instance the September 2019 parameters were used to determine the October 2019 tariff.



VUI's current tariff continues to remain constant since it became effective on September 2018. This is to allow VUI to transition its operations gradually from an Operation and Maintenance operator, to a fully fledged Concessionaire subsequent to the Concession Deed it signed with the Government on 12th June 2019.



Total Electricity Generated and Sold⁵ within the concession areas.

Total power produced increased by 12.98% from preceding month; comparing it with the equivalent month in previous calendar year, the total power generated also increased by 3.4%.

Total power sold during the month decreased by 1.0% from previous month but increased by 3.3% for the corresponding month in 2018.

The data utilized in creating this monthly energy snapshot does not include electricity production outside of a concession agreement or MOU.



About the Utilities Regulatory Authority (URA)

The URA is the independent economic regulator for water and electricity services in Vanuatu, established by the URA Act no. 11 of 2007 with amendments.

As part of its functions, the Commission is monitoring the provision of electricity and water by utility companies and public services, promoting access and the long term interest of the customers.

Please call us if you have any question on (678) 23335 or visit our office at the Office of the Utilities Regulatory Authority, VNP Compound, Corner Pierre Lamy & Andre Ballande Street, Port Vila, Vanuatu.

www.ura.gov.vu

The URA welcomes suggestions and feedbacks from readers of this monthly energy snapshot report. Any readers desiring to seek clarity of this report are encouraged to seek clarity from the URA should they do not understand any part of this report.

³ Union Electrique du Vanuatu Limited, <<UNELCO LIMITED>>, supply electricity in Port Vila, Malekula and Tanna

⁴ Vanuatu Utilities Infrastructure, supply electricity in Luganville and Port Olry, Santo

⁵ Monthly energy sold in UNELCO's Concessions for the reporting month is estimated based on actual proportion of energy sold to total energy produced in comparable month for the previous calendar year.